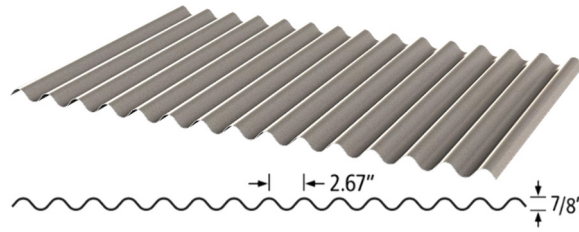


Steel Corrugated Panel on 16ga Steel Purlins



PBC



PBC



7/8" Corrugated

Product Description

Corrugated panel with nominal 7/8" rib height, and panel coverage of 34.33" (max)

Product Material

24ga or 26ga steel (min)

Corrosion resistant per FBC 1507.4.3 where required.

Fastener

#12 fastener with sealing washer

Fasteners compliant with FBC 1506.6 where required.

Substrate/Deck

16ga (min) steel purlins

Min 50 ksi

Evaluated by:


David Eng, PE

Timberlake Cove, LLC

1317 Edgewater Dr, Ste 2339 | Orlando FL

FL PE 81377 | FL CA 33344

www.TimberLakeCove.com



This item has been digitally signed and sealed by D.E. Eng, PE, on the date indicated. Printed copies of this document are not considered signed and sealed and the signature must be verified on any electronic copies

Maximum Allowable Loads & Installation Requirements:

This product approval covers 2 installation configurations. A factor of safety of 2 has been applied to all allowable uplift pressures shown.

24ga (min) Corrugated, max coverage 34.33"

¼"x7/8" lap fastener at 24" o.c.

#12 x 1.25" fastener in valley or #12 x 2" fastener in peaks, in 8" (max) pattern (every third peak or valley, i.e. skip two valleys/peaks):

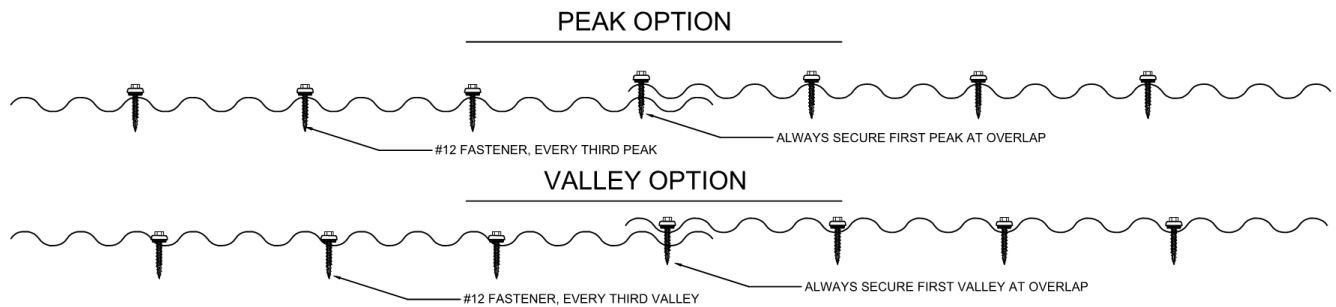
See table on page 3

26ga (min) Corrugated, max coverage 29.33"

¼"x7/8" lap fastener at 24" o.c.

#12 x 1.25" fastener in valley or #12 x 2" fastener in peaks, in 8" (max) pattern (every third peak or valley, i.e. skip two valleys/peaks):

See table on page 3



Underlayment: Not required per FBC 1507.1.1, exception 2.

Slope: Comply with local building code or FBC 1507.4.2 where required.

Technical Documentation:

This product has been tested by ENCON Technology (TST6485) to the ASTM E1592 standard, report C2260-1, C2260-2, as referenced in FL 9555.2-R5. This product has been tested by ENCON Technology (TST6485) to the FM 4770 'Resistance to Foot Traffic' standard, report C2260-3, as referenced in FL 9555.2-R5.

Compliance Statement:

This product as described has demonstrated compliance with Florida Building Code 2023, 1709.2.2 (**non-HVHZ**), as required by FL Rule 61G20-3, method 1D.

This product as described has been tested and demonstrated compliance with:

- ASTM E1592 – Test Method for Structural Performance of Sheet Metal Roof and Siding Systems by Uniform Static Air Pressure Difference
- FM 4470 – Resistance to Foot Traffic

Design Process:

Compare the maximum allowable loads on page 2 to the ASD uplift pressures for the project to determine sufficiency and installation requirements.

Alternatively, as an option, the load tables in this report provides one prescriptive option for the fastening requirement for the applicable wind loads for roofs within the parameters described. For roofs outside of the listed parameters, design wind loads shall be determined as required by FBC 1609, ASCE 7, or other design code in force, using allowable stress. These load tables are based on ASCE 7-22. Use of these tables assumes that the structure is: Enclosed and conforms to wind-borne debris provisions and is a regular shaped building and is not subject to across-wind loading, vortex shedding, or instability; nor does it have a site location for which channeling or buffeting warrant consideration

Engineering analysis may be completed by other licensed engineers for project specific approval by local authorities having jurisdiction.

Max 34.33" coverage, 24ga (min) steel panel

Span Condition	Loading Type	Allowable Load (psf)											
		Support Spacing (ft)											
		2.00	2.25	2.50	2.75	3.00	3.25	3.50	3.75	4.00	4.25	4.50	5.00
Two Span	Gravity	97.3	86.5	77.8	70.7	64.8	59.9	55.6	51.9	48.6	45.8	43.2	35.2
	Uplift	126.8	112.7	101.4	92.2	84.5	78.0	72.4	67.6	63.4	59.7	56.3	50.7
Three Span	Gravity	110.5	98.2	88.4	80.4	73.7	68.0	63.2	58.9	53.9	45.0	37.9	27.6
	Uplift	140.0	128.1	115.3	104.8	96.0	88.7	82.3	76.8	72.0	67.8	64.0	49.2
Four or More Spans	Gravity	106.4	94.5	85.1	77.4	70.9	65.5	60.8	56.7	53.2	47.7	40.2	29.3
	Uplift	138.7	123.2	110.9	100.8	92.4	85.3	79.2	73.9	69.3	65.2	61.6	52.2

Max 29.33" coverage, 26ga (min) steel panel

Span Condition	Loading Type	Allowable Load (psf)											
		Support Spacing (ft)											
		2.00	2.25	2.50	2.75	3.00	3.25	3.50	3.75	4.00	4.25	4.50	5.00
Two Span	Gravity	97.3	86.5	77.8	70.7	64.8	59.9	55.6	51.9	48.6	45.8	43.2	35.2
	Uplift	105.0	96.4	86.8	78.9	72.3	66.8	62.0	57.9	54.3	51.1	48.2	43.4
Three Span	Gravity	110.5	98.2	88.4	80.4	73.7	68.0	63.2	58.9	53.9	45.0	37.9	27.6
	Uplift	105.0	105.0	98.6	89.7	82.2	75.9	70.5	65.8	61.6	58.0	54.8	35.7
Four or More Spans	Gravity	106.4	94.5	85.1	77.4	70.9	65.5	60.8	56.7	53.2	47.7	40.2	29.3
	Uplift	105.0	105.0	94.9	86.3	79.1	73.0	67.8	63.3	59.3	55.8	52.7	37.9

Locations and Trade Names

This product is manufactured by Cornerstone Building Brands by one or more of the following brands, and is distributed under one or more the trade names shown below. Each brand maintains a variety of manufacturing facilities and trade names, to include the ones noted here. Contact the manufacturers listed for the most up-to-date list of locations serving the Florida market.



Corporate Headquarters
5020 Weston Parkway | Cary, NC 27513



PBC

1601 Rogers Road | Adel, GA 31620



4020 SW 449 St | Horseshoe Beach, Florida 32648
6461 Topaz Court | Fort Myers, Florida 33966



PBC

1601 Rogers Rd | Adel, GA 31620



7/8" Corrugated

490 Oak Rd. | Ocala, FL 34472
3365 US Hwy. 41 South | Tifton, GA 31794

Certification of Independence:

David Eng, PE and Timberlake Cove, LLC do not have, nor will acquire a financial interest in any company manufacturing or distributing products under this evaluation. The same entities do not have, nor will acquire, a financial interest in any other entity involved in the approval process of the product.

Exclusions and Limitations:

Design of deck and roof structure (to include attachment of plywood or wood plank) shall be completed by others. Fire classification and shear diaphragm design are outside the scope of this evaluation. Accelerated weathering/salt spray is outside the scope of this evaluation.

This report is limited to compliance with structural wind load requirements of FBC 1504.3.2, as required by Rule 61G20-3. Neither Timberlake Cove nor the manufacturer shall be responsible for any conclusions, interpretations, or designs made by others based on this evaluation report. This report is limited solely to documenting compliance with Rule 61G20-3, and makes no express or implied warranty regarding performance of this product. Installation shall be subject to the local building code and authority having jurisdiction; this report shall not be construed to supersede local codes in force.